




Swissma
BUILDING TECHNOLOGIES SDN. BHD.

Sanko S-60



A Quality Metal Roofing & Cladding Product

Colorbond®

Zincalume®

PRIMA®
M A J U

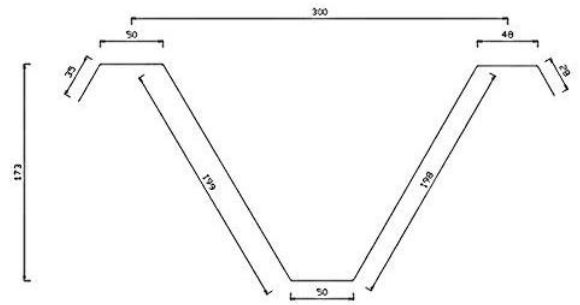
Available in COLORBOND® steel, ZINCALUME® steel, PRIMAMAJU® steel and other types of coating or other materials.

- **Application:**
For industrial or commercial buildings.
- **Special On-site Forming:**
For lengths exceeding the permissible normal transportation, roofing profile can be formed at site to eliminate end lapping.
- **Easy Installation:**
Installed using self-drilled screws with bonded neoprene washers.

COLORBOND®, ZINCALUME® and PRIMAMAJU® are registered trade marks of BlueScope Steel Limited.



Effective Width : 300mm
 Rib Height : 173mm
 Minimum Roof Pitch : 1°



Physical Properties

B.S.T. mm	Self Weight kg/m ²	M.O.I. Ixx cm ⁴	Sec. Mod. Zxx cm ³
0.42E	6.70	300.00	31.93
0.48E	7.67	400.00	36.49
+0.55E	8.76	400.00	41.81
+0.70E	11.17	500.00	53.16
+0.80E	13.50	600.00	60.60

Maximum Recommended Support Spacings (m) – Roof
 (Based on 75kg/m² design live load)

B.S.T. mm	End Span	Internal Span	Cantilever
0.42E	5.20	8.90	2.00
0.48E	5.40	9.30	2.40
+0.55E	5.70	9.75	2.60
+0.70E	6.20	10.60	2.80
+0.80E	6.50	11.00	3.00

Maximum Recommended Support Spacings (m) – Wall
 (Based on 98kg/m² design live load)

B.S.T. mm	End Span	Internal Span	Cantilever
0.42E	4.80	8.90	2.00
0.48E	5.00	9.40	2.40
+0.55E	5.30	9.80	2.50
+0.70E	6.00	10.50	2.70
+0.80E	6.80	11.00	3.00

Note: E = High Tensile Steel (550Mpa)
 B.S.T. = Base Steel Thickness

+ = Non-standard Thickness
 M.O.I. = Moment of Inertia
 Sec. Mod. = Section Modulus

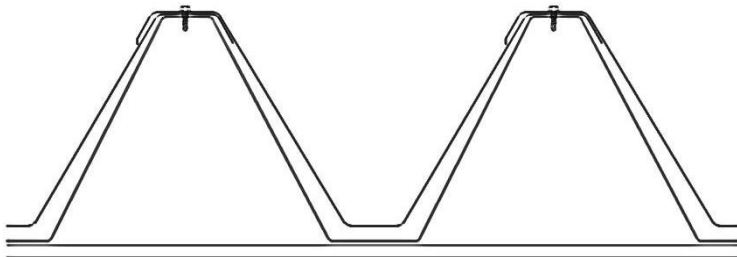
Installation

Laying Procedure

It is always advisable to lay sheets with side laps facing away from the direction of prevailing winds.

Crest Fixing For Roof

Self-drilling Hexagon head screws with bonded neoprene washers. (AS3566 Class 3)



End Laps

230 mm – For roof pitches below 5°
 150 mm – For roof pitches above 5°



For enquiries, please contact:
Swissma Building Technologies Sdn Bhd (444319-T)
 Jalan Utas 15/7, Shah Alam Industrial Estate,
 P.O. Box 7053, 40700 Shah Alam,
 Selangor Darul Ehsan, Malaysia
Tel: 603-5519 1360
Fax: 603-5510 1362
Email: enquiry@swissma.com
Website: www.swissma.com.my

Manufactured by:
Associated Steel Industries (M) Sdn Bhd (18972-X)
 (A Subsidiary of Swissma Building Technologies Sdn Bhd)

Distributed by:

